

Cities of Opportunity 6

Stockholm

#7
overall

#1 in
sustainability
& health, safety
and security



Cities of Opportunity 6 analyzes the development of 30 global cities, and through their performance seeks to add insight on the policies and actions that make cities function best.

Released May 2014

#7 overall


Stockholm slips 2 places from 2012 to #7 overall, but remains 1 of only 3 European cities, with London and Paris, in the top 10. It is also only 1 of 4 cities to rise to #1 in more than 1 indicator, and is in the top 10 in 7 of them. Stockholm also leads the board in 6 variables and ranks in the top 10 in over half of the total.

#1 in sustainability & health, safety and security

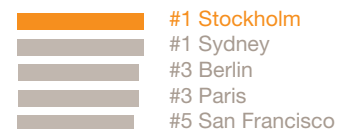
Stockholm improves its score in sustainability and the natural environment by 5 places this year, and now ties Sydney for #1. It ranks in the top 5 in 4 of 5 variables and #1 in public parks (with thermal comfort, given the city's geography, an unavoidable #24). Of particular note is the city's score in air pollution, which jumps 5 places to #5, and recycled waste, which leaps 14 places to #2.

Stockholm also maintains its top, and remarkably consistent, ranking in health, safety and security, finishing in the top 10 in all 5 variables, including 2nd in hospitals and health employment and 3rd for its health system.


Overall



Sustainability and the natural environment



Health, safety and security



In the top 5 in technology and intellectual capital

By rising 1 place, Stockholm joins the top 3 in technology readiness, beating Hong Kong and New York, and surpassed only by London and Seoul. Within the indicator as a whole, the city also ranks #1 for its digital economy.

Despite losing its top ranking in intellectual capital this year, slipping 3 places to #4, Stockholm still ranks in the top 10 in 6 of the 8 variables—although it drops 7 places to #20 in math/science skills.

#8 in transportation and infrastructure & demographics and livability

The city continues to perform well in transportation and infrastructure, as well as in demographics and livability, ranking 8th in both. Although it falls 3 places this year in the former indicator, it stays in the top 10; by remaining steady in demographics, Stockholm moves ahead of Toronto, Chicago, and New York.

Room for growth: GDP and increasing city's profile as an urban gateway

Stockholm drops 4 places in economic clout this year to #17, tying with Madrid. This is largely due to the city's GDP growth, which fell 15 places to #26 this year (but still remains above every other European Union city except London).


The city's biggest fall in the indicator rankings, however—a 5-place drop to #18 this year—is in cost. Two variables are largely responsible for this: total corporate tax rate (#20, the same as in 2012) and cost of living (#29, a drop of 3 places since 2012).

Although its ranking of #20 leaves room for improvement, Stockholm's score in city gateway actually jumps 5 places this year. In addition, the city now ranks in the top half in 4 of the 7 variables, including a top 10 score (#9) in international association meetings. Still, Sweden's capital could clearly improve its 27th-place finish in hotel rooms, as well as incoming/outgoing passenger flows.

Technology readiness



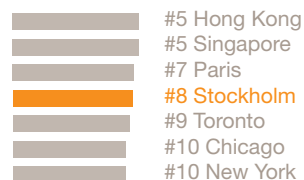
Intellectual capital and innovation




Transportation and infrastructure



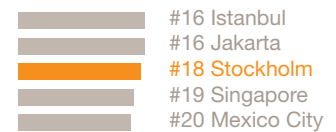
Demographics and livability




Economic clout




Cost



City gateway



Ease of doing business



Special focus

Ulla Hamilton, Stockholm's deputy mayor for entrepreneurship, discusses the traits that make the city a bustling center of innovation.

